



BCE Website for BCE Connect App Help

Communicating with your school



BCE Connect

BCE Connect, your ultimate school companion, is a managed mobile application providing parents and guardians easy and secure access to school and student information.

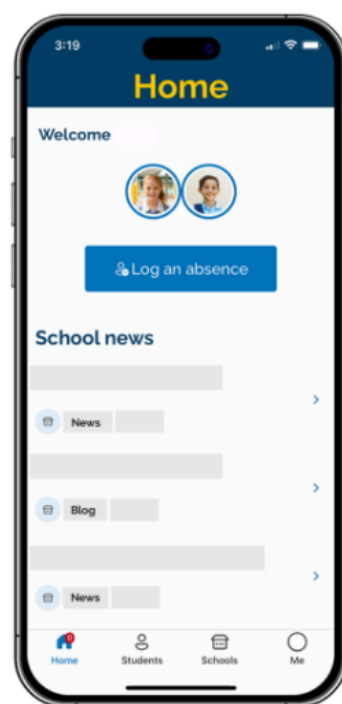
Features

- Students – Quick access to information relating to your child, including class timetable, report cards, and assessment calendar.
- Log an Absence – With a few simple clicks, notify the school of an upcoming absence.
- Calendar – Stay up to date with all key dates in the school calendar.
- School News – Opt-in to push notifications to receive real time alerts for the latest school news.
- Blogs – Subscribe to school blogs to be the first to know what is happening within the school community.

Setting up your BCE Connect account

Download BCE Connect

- [Google Play Store](#)
- [Apple App Store](#)

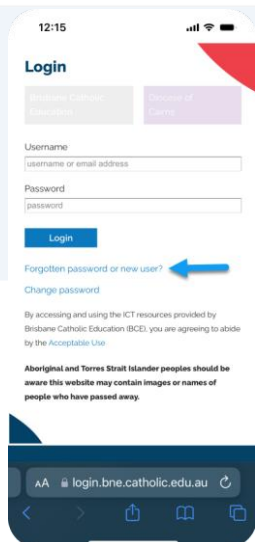
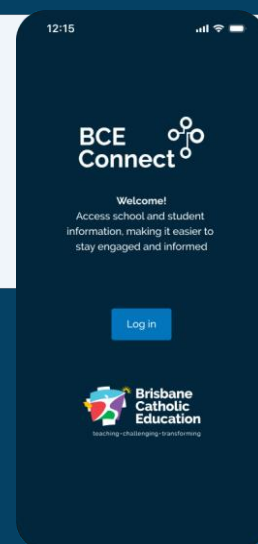




BCE CONNECT

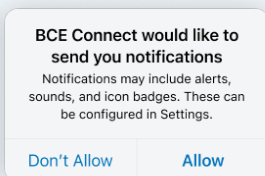
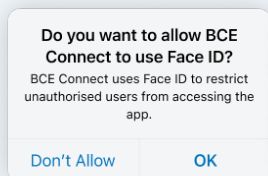
New Users Guide

1. Download BCE Connect from your chosen App Store.



3. Select **Forgotten password or new user?** and follow the first-time logging in prompts. A security code will be sent to your email.

4. Log into BCE Connect using your email address and newly created password.



5. **Allow** push notifications and enable biometrics.

6. Discover the latest updates on BCE Connect and select **Get Started** to explore!

